

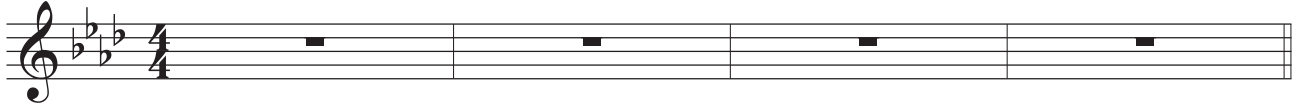
Flute 1
straight quavers

Funky Fourteen


from the *Beginner Jazz Soloing* guide to improvisation

Buster Birch

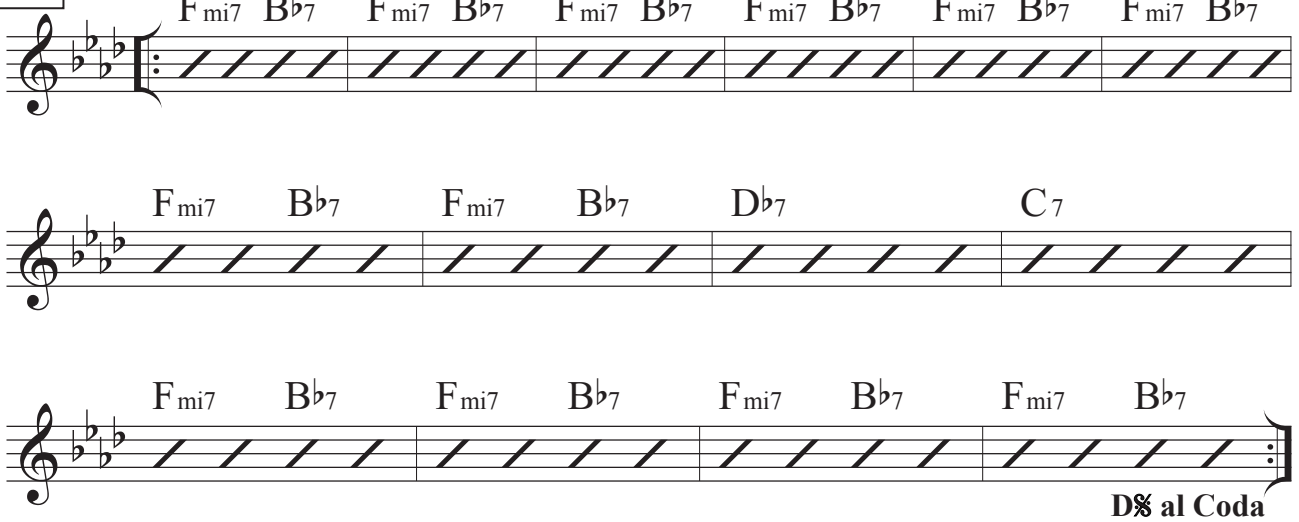
Intro




Head



Solos



Coda



Flute 2
straight quavers

Funky Fourteen

from the *Beginner Jazz Soloing* guide to improvisation

Buster Birch

Intro

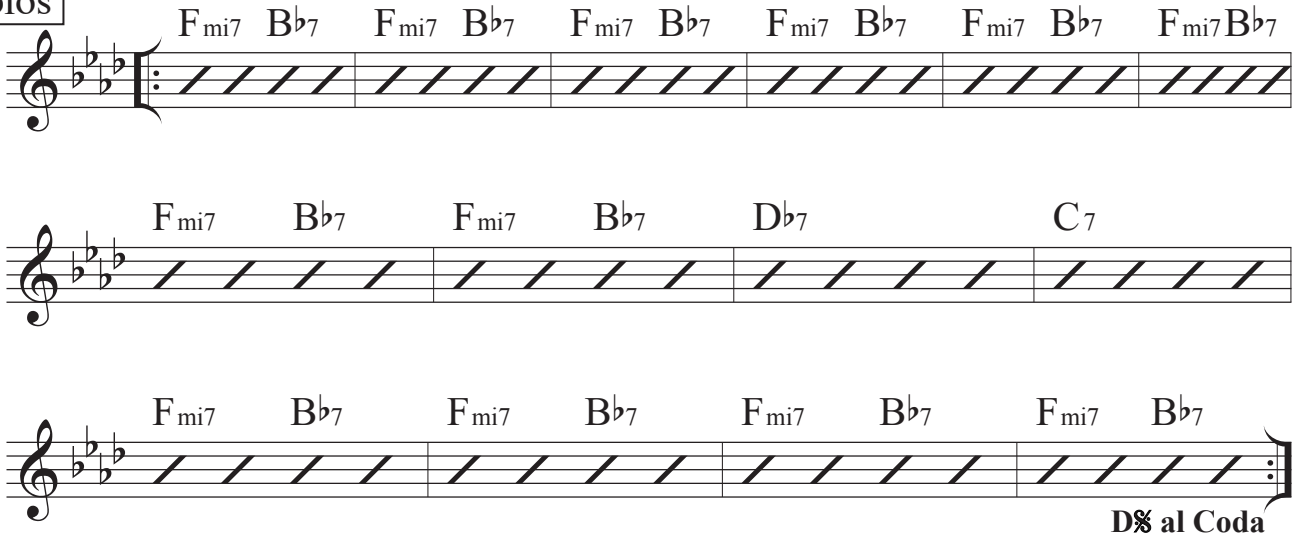


Head




To Coda (after rpt)

Solos



Coda



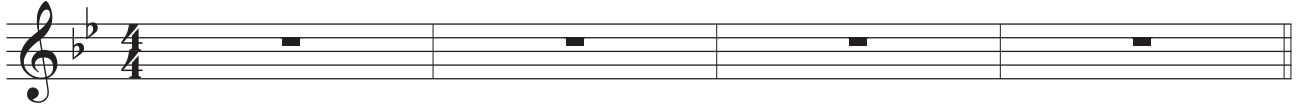
Clarinet 1
straight quavers

Funky Fourteen


from the *Beginner Jazz Soloing* guide to improvisation

Buster Birch


Intro




Head



Solos



Coda



Clarinet in B \flat 2
straight quavers

Funky Fourteen


from the *Beginner Jazz Soloing* guide to improvisation

Buster Birch


Intro




Head



Solos



Coda



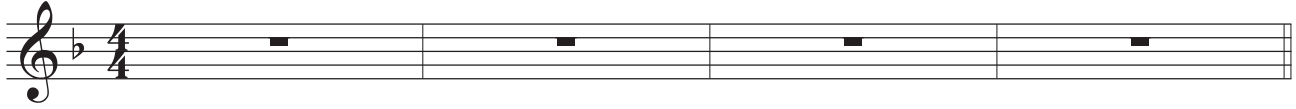
Alto Sax 1
straight quavers

Funky Fourteen

from the *Beginner Jazz Soloing* guide to improvisation

Buster Birch

Intro




Head




To Coda (after rpt)

Solos



D♯ al Coda

Coda



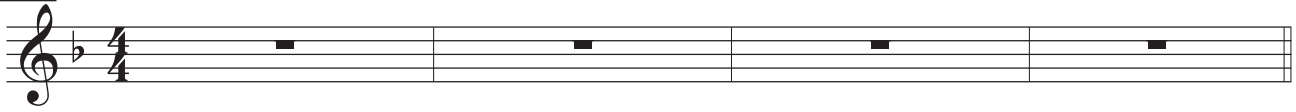
Alto Sax 2
straight quavers

Funky Fourteen


from the *Beginner Jazz Soloing* guide to improvisation

Buster Birch


Intro




Head



Solos



Coda



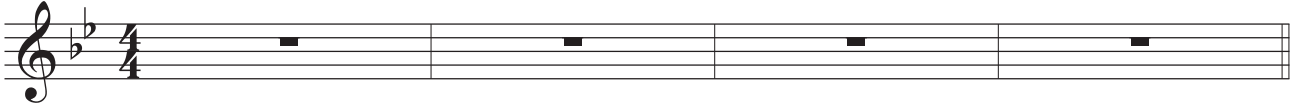
Tenor Sax 1
straight quavers

Funky Fourteen

from the *Beginner Jazz Soloing* guide to improvisation

Buster Birch


Intro




Head



Solos



Coda



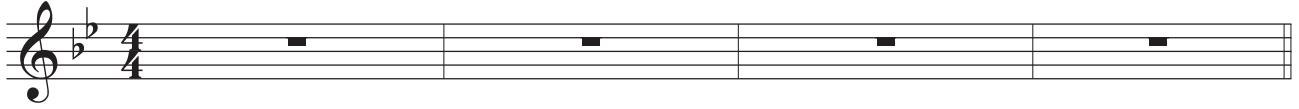
Tenor Sax 2
straight quavers

Funky Fourteen


from the *Beginner Jazz Soloing* guide to improvisation

Buster Birch


Intro




Head



Solos



Coda



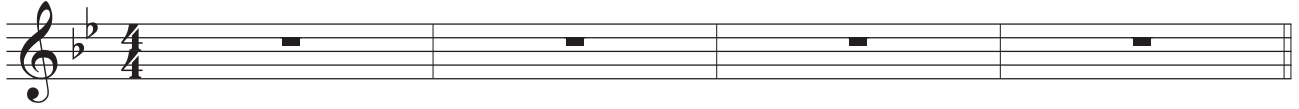
Trumpet 1
straight quavers

Funky Fourteen


from the *Beginner Jazz Soloing* guide to improvisation

Buster Birch


Intro




Head



Solos



Coda



Trumpet in B \flat 2
straight quavers

Funky Fourteen


from the *Beginner Jazz Soloing* guide to improvisation

Buster Birch


Intro




Head



Solos



Coda




Trombone 1
straight quavers

Funky Fourteen

from the *Beginner Jazz Soloing* guide to improvisation

Buster Birch

Intro

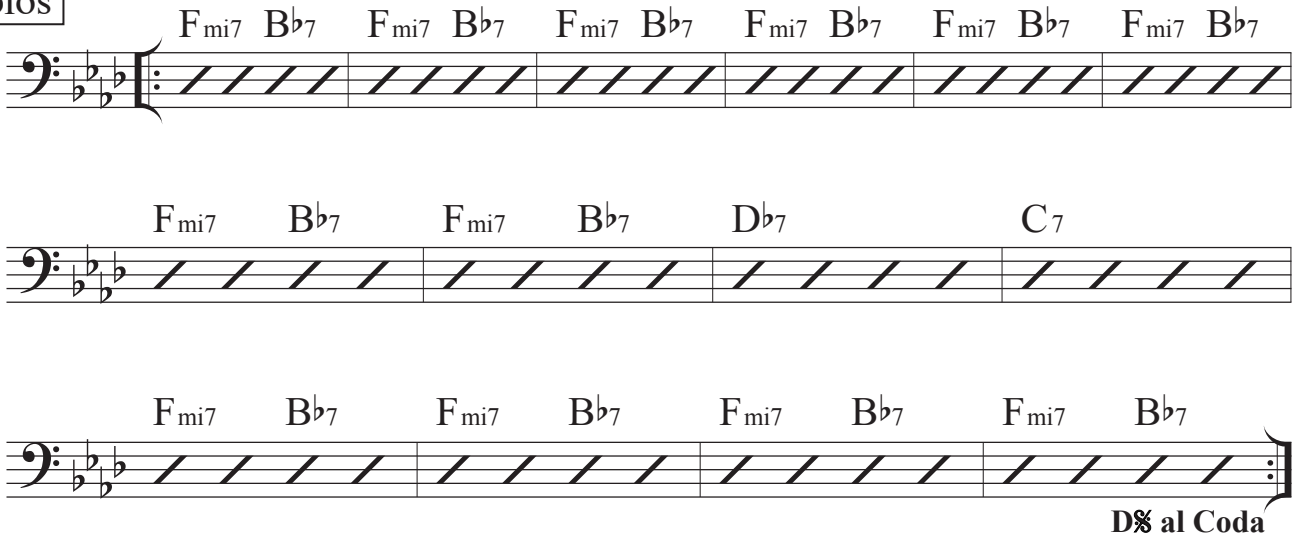


Head




To Coda (after rpt)

Solos



Coda




Trombone 2
straight quavers

Funky Fourteen

from the *Beginner Jazz Soloing* guide to improvisation

Buster Birch

Intro

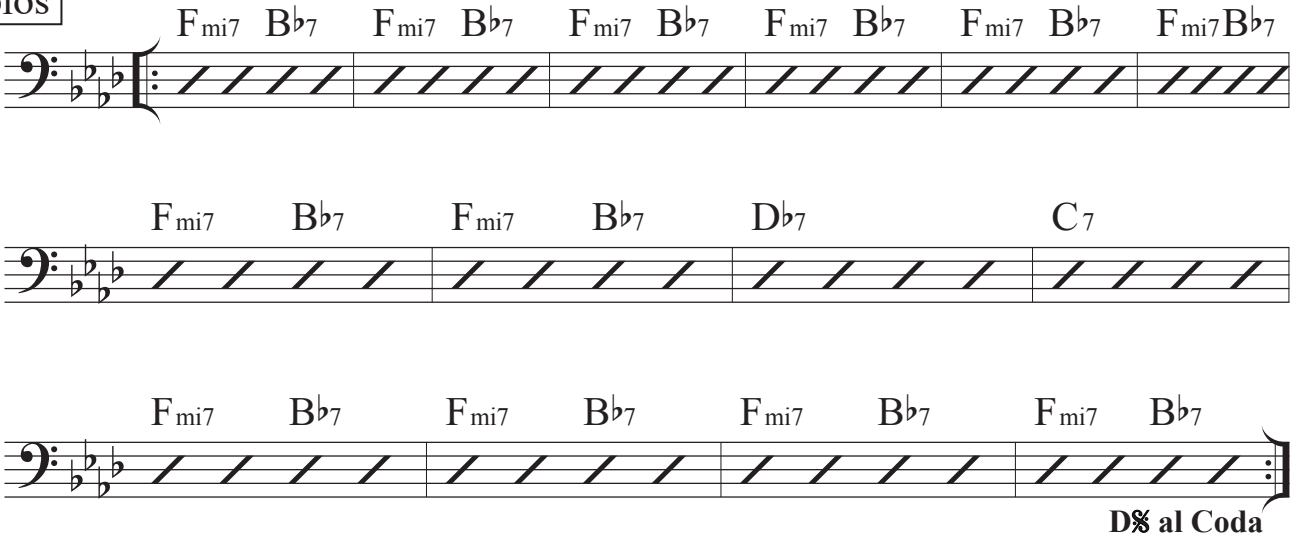


Head




To Coda (after rpt)

Solos



D% al Coda

Coda



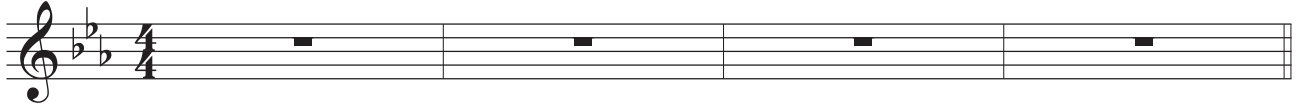
Horn in F 1
straight quavers

Funky Fourteen

from the *Beginner Jazz Soloing* guide to improvisation

Buster Birch

Intro



Head




To Coda (after rpt)

Solos



D% al Coda

Coda



Horn in F 2
straight quavers

Funky Fourteen


from the *Beginner Jazz Soloing* guide to improvisation

Buster Birch


Intro




Head



Solos



Coda



Guitar
straight quavers

Funky Fourteen

from the *Beginner Jazz Soloing* guide to improvisation

Buster Birch

Intro

F_{mi7} B^b7 F_{mi7} B^b7 F_{mi7} B^b7 F_{mi7} B^b7

Head

♩

To Coda (after rpt)

Solos

F_{mi7} B^b7 F_{mi7} B^b7 F_{mi7} B^b7 F_{mi7} B^b7 F_{mi7} B^b7 F_{mi7} B^b7

F_{mi7} B^b7 F_{mi7} B^b7 D^bmaj9 C7(#5)

F_{mi7} B^b7 F_{mi7} B^b7 F_{mi7} B^b7 F_{mi7} B^b7

D^b al Coda

Coda

F_{mi7} B^b7 F_{mi7} B^b7 F_{mi7} B^b7

F_{mi7} B^b7 F_{mi7} B^b7 F_{mi7} B^b7

Piano
straight quavers

Funky Fourteen

from the *Beginner Jazz Soloing* guide to improvisation

Buster Birch

Intro

Musical notation for the Intro section. It consists of two staves (treble and bass clef) in 4/4 time. The key signature has three flats (B-flat major). The first two measures are marked with F_{m7} and B^b7 chords. The next two measures are marked with F_{m7} and B^b7 chords. The piece ends with a double bar line and a repeat sign, with a '2' above and below the bar line indicating a two-measure ending.

Head



Musical notation for the first part of the Head section. It consists of two staves in 4/4 time. The key signature has three flats. The first four measures are marked with F_{m7} and B^b7 chords. The next four measures are marked with F_{m7} and B^b7 chords. The piece ends with a double bar line and a repeat sign.

Musical notation for the second part of the Head section. It consists of two staves in 4/4 time. The key signature has three flats. The first two measures are marked with F_{m7} and B^b7 chords. The next two measures are marked with F_{m7} and B^b7 chords. The final two measures are marked with D^b_{maj9} and $C7(\#5)$ chords. The piece ends with a double bar line and a repeat sign.

Musical notation for the third part of the Head section. It consists of two staves in 4/4 time. The key signature has three flats. The first two measures are marked with F_{m7} and B^b7 chords. The next two measures are marked with F_{m7} and B^b7 chords. The piece ends with a double bar line and a repeat sign, with a '2' above and below the bar line indicating a two-measure ending.

To Coda (after rpt)

Solos

F_{m7} B^{b7} F_{m7} B^{b7} F_{m7} B^{b7} F_{m7} B^{b7} F_{m7} B^{b7} F_{m7} B^{b7}

F_{m7} B^{b7} F_{m7} B^{b7} D^bmaj9 C7(#5)

F_{m7} B^{b7} F_{m7} B^{b7} F_{m7} B^{b7} F_{m7} B^{b7}

D% al Coda

Coda

F_{m7} B^{b7} F_{m7} B^{b7}

2

F_{m7} B^{b7} F_{m7}

Bass
straight quavers

Funky Fourteen

from the *Beginner Jazz Soloing* guide to improvisation

Buster Birch

Intro

Musical notation for the Intro section, bass clef, 4/4 time, key of Bb. It consists of a single line of music with straight quavers and a double bar line with a '2' above it.

Head

Musical notation for the first line of the Head section, bass clef, 4/4 time, key of Bb. It starts with a repeat sign and a '2' above it.

Musical notation for the second line of the Head section, bass clef, 4/4 time, key of Bb.

To Coda (after rpt)

Musical notation for the third line of the Head section, bass clef, 4/4 time, key of Bb. It ends with a double bar line and a '2' above it.

Solos

Musical notation for the first line of the Solos section, bass clef, 4/4 time, key of Bb. It starts with a repeat sign and a '2' above it.

Musical notation for the second line of the Solos section, bass clef, 4/4 time, key of Bb.

Musical notation for the third line of the Solos section, bass clef, 4/4 time, key of Bb. It ends with a double bar line and a '2' above it.

D% al Coda

Coda

Musical notation for the first line of the Coda section, bass clef, 4/4 time, key of Bb.

Musical notation for the second line of the Coda section, bass clef, 4/4 time, key of Bb. It ends with a double bar line and accents (>) and a breath mark (v) below it.

Drum Set
straight quavers

Funky Fourteen

from the *Beginner Jazz Soloing* guide to improvisation

Buster Birch

Intro

Musical notation for the Intro section, featuring a 4/4 time signature and a sequence of eighth notes with 'x' marks above them, ending with a double bar line and a '2' above it.

Head

Musical notation for the Head section, including a repeat sign, eighth notes with 'x' marks, and various musical markings like 'Fill', 'To Coda (after rpt)', and 'D# al Coda'.

Solos

Musical notation for the Solos section, consisting of a series of staves with diagonal lines representing improvisation, with measure numbers 4, 6, 8, 12, and 14.

Coda

Musical notation for the Coda section, featuring eighth notes with 'x' marks and various musical markings like '>' and '^'.